


# HOMEWORK 3

A. Look at the four tables below. These show demographic trends in four different countries between 1996 and 2000. The numbers on the left and right of each table show the number of people in millions. Using the information in these tables, match sentences 1-13 on the next page with the appropriate country. Use the words and expressions in bold to help you.

  
Number of people  
under 18 years of age

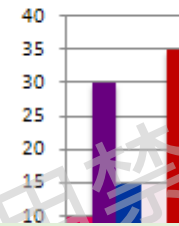
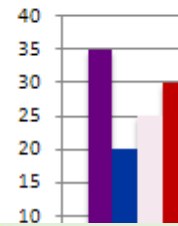
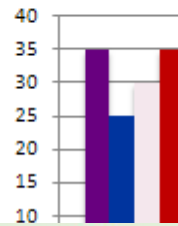
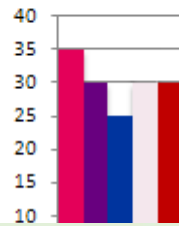
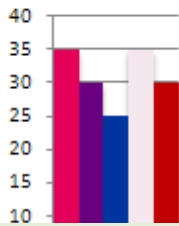
  
Number of people  
over 65 years of age

  
Number  
of deaths

  
Number of  
married people

  
Number of  
single people

## Country 1: Lycia



Copyright © 2018 Surely work.co

完全版テキストはレッスン前に担当講師から受け取って下さい

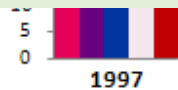
講師のスカイプチャットにテキスト名を送って下さい

Your teacher can send you the complete material.

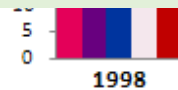
Please ask them to send the complete version of this material before the lesson.



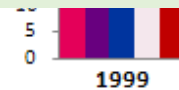
1996



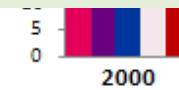
1997



1998

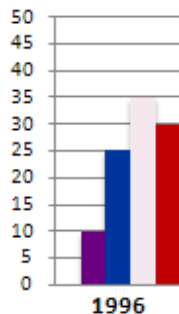


1999

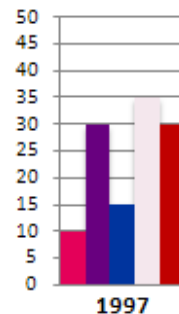


2000

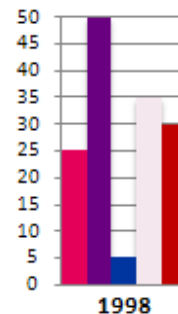
## Country 3: Moesia



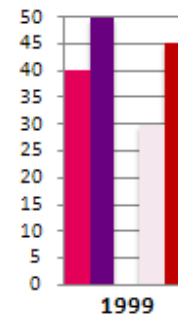
1996



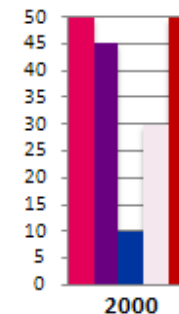
1997



1998

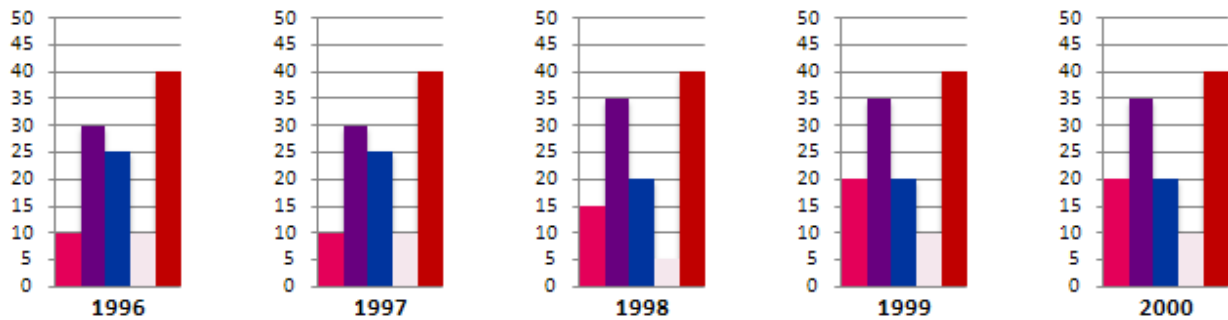


1999



2000

## Country 4: Cappadocia



1. In which two countries was there a considerable discrepancy between married and single people between 1996 and 1998?

a) .....

2. In which country was there a constant and considerable discrepancy between married and single people over the five-year period?

a) .....

3. In which country was there a sudden and noticeable difference between those under 18 and those over 65 in 1998?

a) .....

Copyright © 2018 Surely work.co

完全版テキストはレッスン前に担当講師から受け取って下さい

講師のスカイプチャットにテキスト名を送って下さい

Your teacher can send you the complete material.

Please ask them to send the complete version of this material before the lesson.

a) .....

8. In which country did the number of deaths decrease significantly between 1996 and 1999?

a) .....

9. In which country was there a slight decline in the number of married people between 1998 and 1999?

a) .....

10. In which country was there a sharp drop in the number of under18s between 1997 and 1998?

a) .....

11. In which country was there a slight reduction in the number of deaths over the fiveyear period?

a) .....

12. In which country was there a significant increase in the number of deaths between 1998 and 2000?

a) .....

13. In which country did the number of deaths remain constant over the five-year period?

a) .....

**The verbs rise and increase have the same meaning here. We can also say climb. These verbs can also be nouns.**

**The verbs fail, drop and decline have the same meaning here. These verbs can also be nouns.**

**The adverbs steadily and noticeably can have the same meaning here. They can also be adjectives (steady, noticeable).**

**The adverbs sharply, rapidly and dramatically can have the same meaning here. They can also be adjectives (sharp, rapid, dramatic).**

## ANSWERS

1. In which two countries was there a considerable discrepancy between married and single people between 1996 and 1999?

Copyright © 2018 Surely work.co

完全版テキストはレッスン前に担当講師から受け取って下さい

講師のスカイプチャットにテキスト名を送って下さい

Your teacher can send you the complete material.

Please ask them to send the complete version of this material before the lesson.

4. In which country did the number of under-18s rise dramatically between 1996 and 2000?

a) Moesia

5. In which country did the number of under-18s increase slightly between 1996 and 2000?

a) Cappadocia

6. In which country did the number of over-65s go up sharply between 1996 and 1998?

a) Moesia

7. In which country did the number of married people decline over the five-year period?

a) Lycia

8. In which country did the number of deaths decrease significantly between 1996 and 1999?

a) Moesia

9. In which country was there a slight decline in the number of married people between 1998 and 1999?

a) Moesia

10. In which country was there a sharp drop in the number of under-18s between 1997 and 1998?

a) Lycia

11. In which country was there a slight reduction in the number of deaths over the five-year period?

a) Lycia

12. In which country was there a significant increase in the number of deaths between 1998 and 2000?

a) Cilicia

13. In which country did the number of deaths remain constant over the five-year period?

a) Cappadocia

Copyright © 2018 Surely work.co

完全版テキストはレッスン前に担当講師から受け取って下さい

講師のスカイプチャットにテキスト名を送って下さい

Your teacher can send you the complete material.

Please ask them to send the complete version of this material before the lesson.